


Attending your appointment via video

AECU

Where appropriate, you can attend your consultation online via a video call.

Video calling is as convenient as a phone call, with the added value of face-to-face communication.

It can save you time and money, and brings your care closer to home.



Where do I go to attend my appointment?

Appointment date and time:



Go to

<https://nhsattend.vc/aecu>

Instead of travelling to your appointment, you enter the clinic's online waiting area.

The health service is notified when you arrive, and your clinician will join you when ready.

There is no need to create an account. No information you enter is stored.



What do I need to make a video call?



A good connection to the internet

If you can watch a video online (e.g. YouTube) you can make a video call



A private, well-lit area where you will not be disturbed during the consultation



One of these:



Google Chrome web browser on a desktop or laptop, or on an Android tablet or smartphone



Safari web browser on an Apple iMac, MacBook, iPad, or iPhone



Web-camera, speakers, and microphone already built into laptops or mobile devices



Is it secure?

Video calls are secure; your privacy is protected. You have your own private video room that only authorised clinicians can enter.



How much does a video call cost?

The video call is free (except for your internet usage).



How much internet data will I use?

You don't use any data while waiting for a clinician to join you.

A video call uses a similar amount of data to Skype® or FaceTime®.



Smartphone & tablet users

If you can, connect to a home or work Wi-Fi network to avoid using your mobile data allowance.

See over for more information on how to make a video call.

Get ready to make video calls

Make sure that you use one of the following web browsers:



Google Chrome

Windows 7+, Android 5.1+,
MacOS 10.11+



Apple Safari

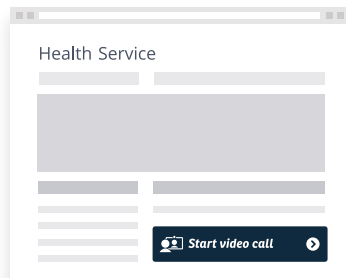
MacOS 10.12+, iOS 11.4+



Go to

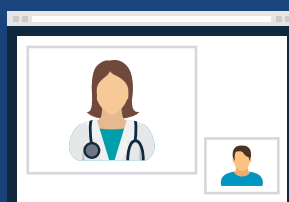

1

On this webpage, click the **Start video call** button and follow instructions



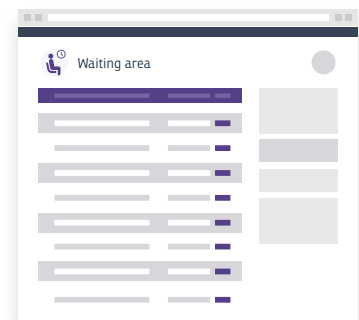
2

Wait in your own private video room



3

Your healthcare provider sees you arrive in the waiting area queue...



4

...and joins you in your video room when they are ready



What do I do if something is not working?

- Go to nhs.attendanywhere.com/troubleshooting

More information